

# INTRODUCING THE EI WEB APPLICATION



Stemming from Africa's real estate market data problem, we have created...

# 5 KEY TOOLS TO HELP YOU MAKE BETTER REAL ESTATE DECISIONS.

Together, they will form the largest web based collection of African commercial property data points. Find out more about each tool below.

DATABASE

SEE PAGE 3

ANALYTICS

SEE PAGE 4

REPORTS

SEE PAGE 5

MAPS

SEE PAGE 6

PROMOTE

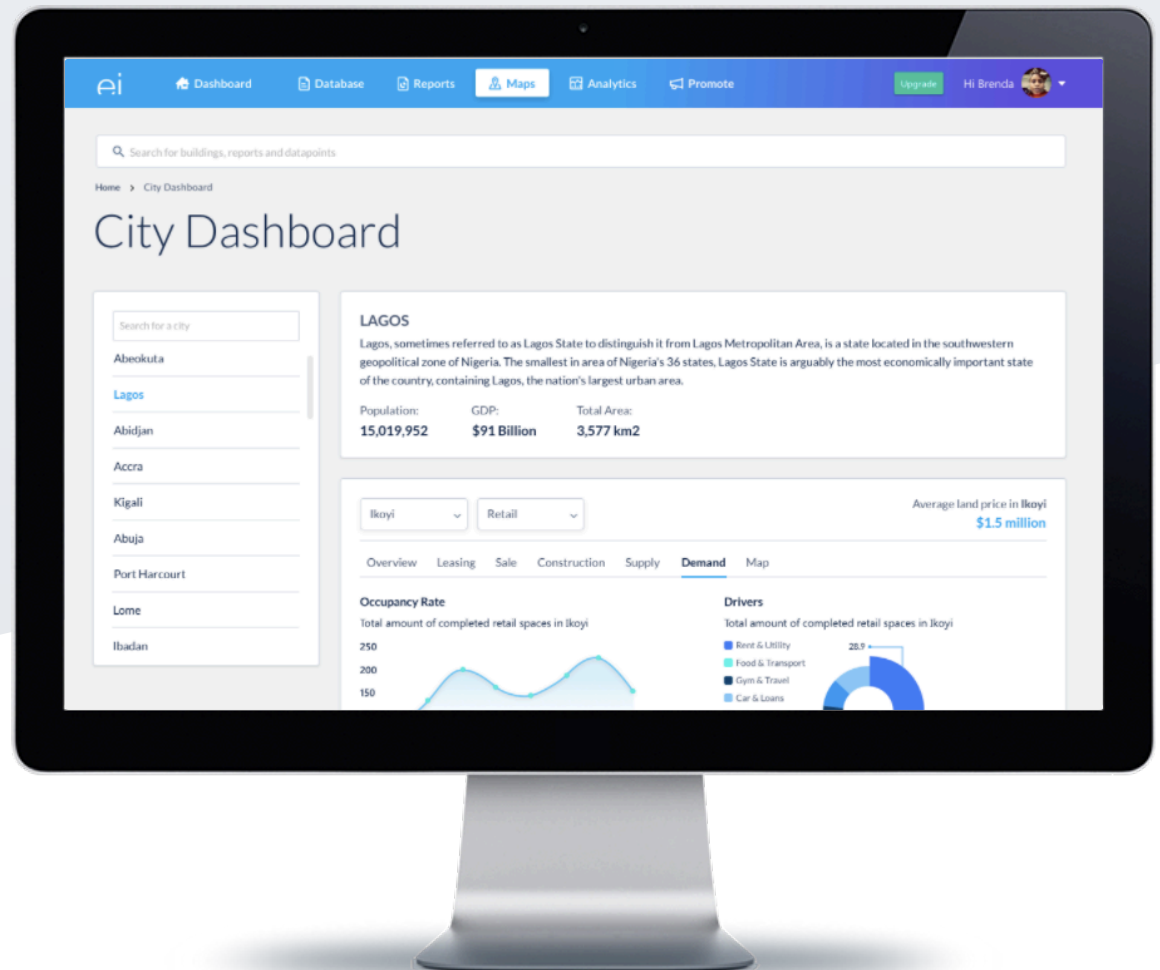
SEE PAGE 7

See how the web application is useful to you from page 8.

# 1. DATABASE

Access large collections of data and information on buildings, companies active in real estate construction sector, retailers, real estate funds, bank loans to property and much more which have been organized for easy search and retrieval. Segments of this section include the:

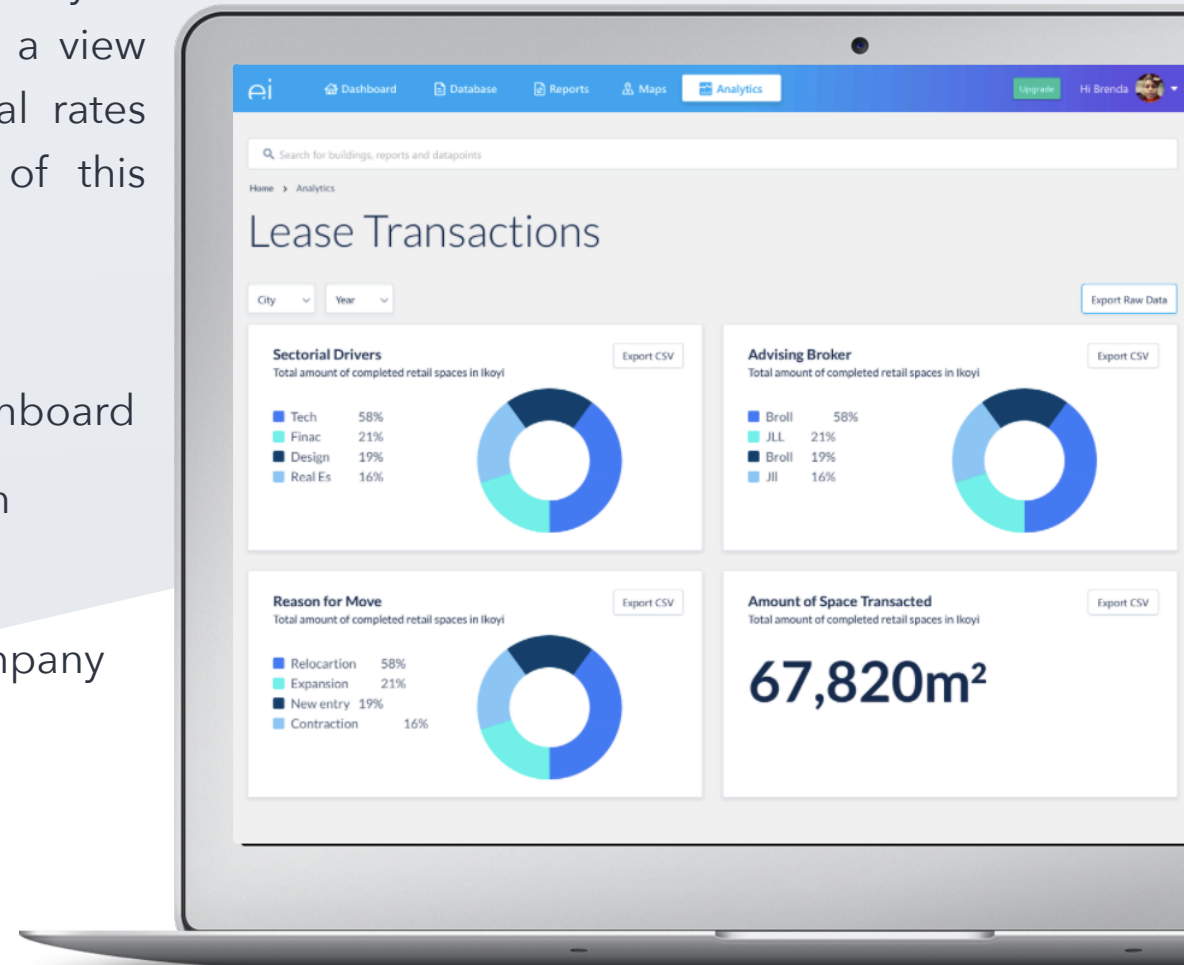
- Directory
- Retailer Insight
- African Real Estate Funds
- Loan Book History
- Building and Developments
- Tenant Database



# 2. ANALYTICS

We have examined and interpreted the large data sets in our repository to identify trends and meaningful patterns in lease and investment transactions, African REITs and listed property companies to quicken your decision making process. Get a view of yields, capital values, rental rates and much more. Segments of this section include the:

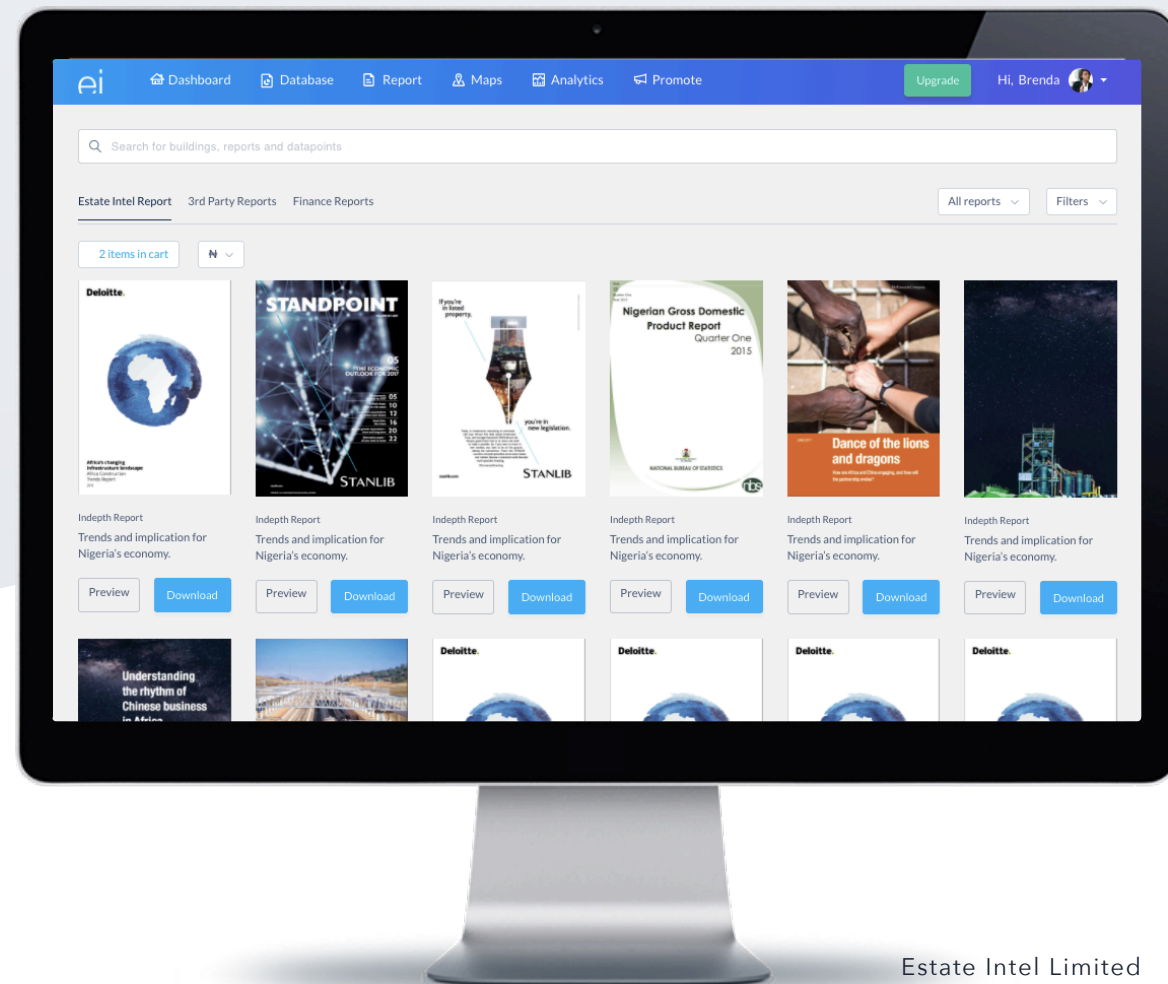
- ei Index Series
- Lease Transaction Dashboard
- Investment Transaction Dashboard
- Listed Real Estate Company Analysis



# 3. REPORTS

Access over 250 research reports with data on the African property sector, which were published in the past 10 years. Reports included were authored by Estate Intel, multiple service providers and advisors, consultants and other market stakeholders. They also include our sale reports that provide transaction details on investment grade property acquisitions as well as Insight reports, which shed light on topical matters facing the industry. Segments of this section include:

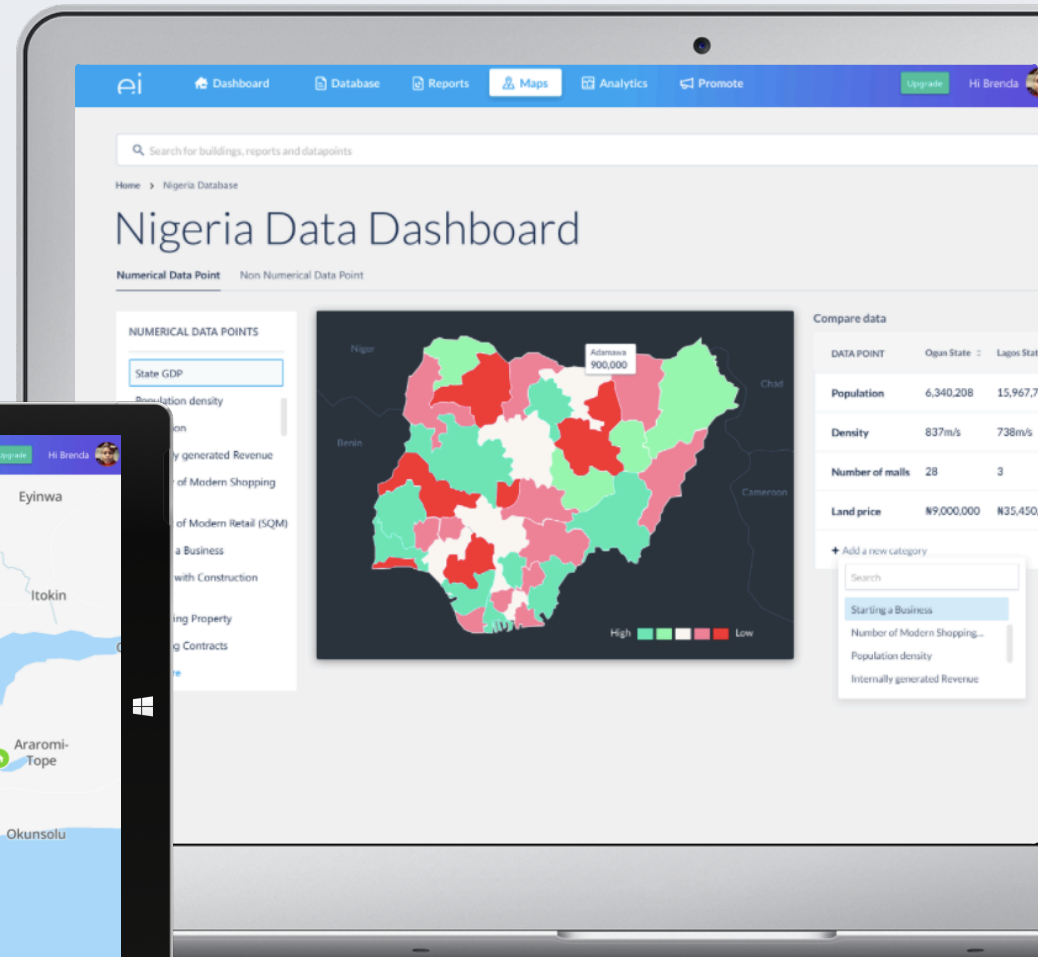
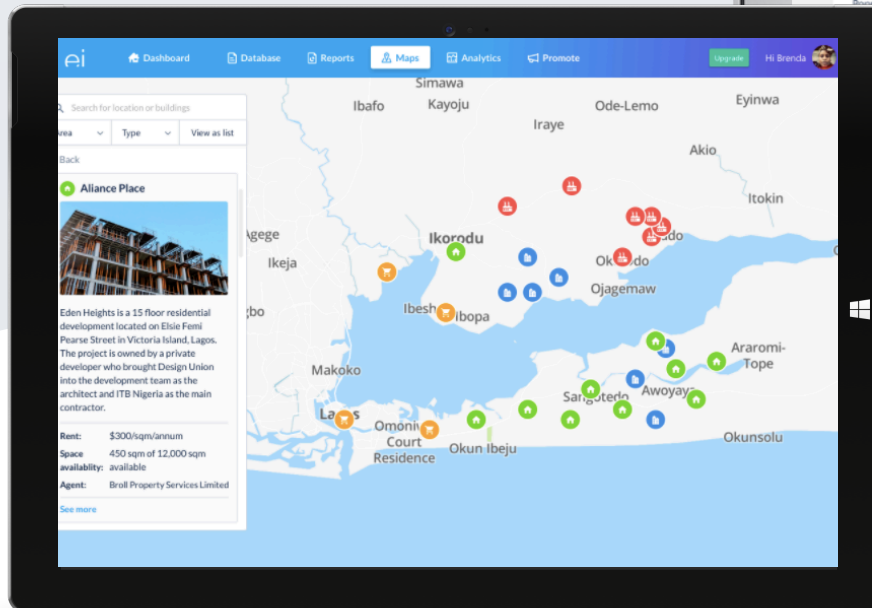
- ei Sale Reports
- Insight Reports
- Financial Reports
- Research Reports
- Real Estate Laws



# 4. MAPS

Compare key economic and demographic indicators for multiple regions across Africa using and identify key buildings and surrounding amenities using our interactive mapping tools. Segments of this section include the:

- ei Master Map
- Africa Data Dashboard
- Nigeria Data Dashboard
- City Data Dashboard





# 5. PROMOTE

Give your real estate project, event, report or service visibility on all our digital channels (email, web application, website and social media).

## Property

- Get your property leased or sold quickly by giving it visibility on the largest commercial real estate platform with over 100 brokers.
- Access investors seeking large land parcels for development
- Position your office property optimally as major decision makers browse through to determine their next location
- Make a case for your property among retailers so they can choose your mall for their next roll out

## Company

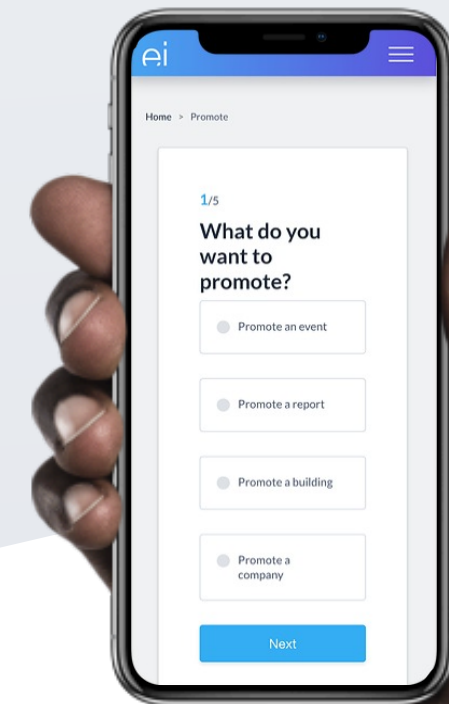
- Promote your company's services to our users who are active in the Nigerian real estate industry

## Events

- Conduct targeted marketing campaigns to a pool of users concentrated in the real estate industry
- Use our content as a marketing tool as we build objective but interesting stories in an around your event.
- Let us support with content generation for your event to ensure its well received by market participants

## Report

- Give your analysis and insight the most visibility by giving it optimum exposure on the report database, ei platform and newsletter.



**WHO  
IS IT  
USEFUL  
FOR?**

# DEVELOPERS & INVESTORS

Establish an investment case by tracking leasing, development pipeline and asset disposal trends in various regions to determine the best pricing, grade and location for your next property investment. With the ei Web App you will be able to:

- Get access to verified market metrics for your financial models
- Review construction cost trends
- Find potential off takers using our office and retail tenant databases
- View trends, drivers, rents, sale and land prices using our regional dashboards
- Track other projects in the development pipeline
- Promote and market your new project



**WHO  
IS IT  
USEFUL  
FOR?**

# AGENTS & SURVEYORS

Get access to the ei Database with information on Grade A, B & C properties in Nigeria and Ghana with easily downloadable options that meet client requirements. Also, access comparable data points to guide valuations or to determine best achievable rents and sale values. With the ei Web App you will be able to:

- Easily prepare property options for your clients
- Market your properties
- View trends, drivers, rents, sale and land prices using our regional dashboards
- Promote your reports

**WHO  
IS IT  
USEFUL  
FOR?**

# PROPERTY OWNERS & MANAGERS

Use our database to optimise your assets relative to competition and view where average rents and occupancy costs are. With the ei Web App you will be able to:

- Compare your management costs with market averages
- Source for tenants using our tenant databases
- View market trends, rents, sale and land prices using our regional dashboards
- Track occupancy and performance in similar properties
- Promote your property

**WHO  
IS IT  
USEFUL  
FOR?**

# RETAILERS

Track new developments quicker than the competition and determine where to open your next outlet, with guidance from demographic and economic profiles of regions you have interests. With the ei Product Suite you will be able to:

- Track demographics trends to determine the best location for your next outlet
- Track ongoing retail developments and decide which you are interested in pre-leasing
- View the footprint of other retailers to understand competition
- Promote your brand

**WHO  
IS IT  
USEFUL  
FOR?**

# LENDERS

Verify key real estate market assumptions for projects you are lending to. Get access to current and forecasted rents, occupancy rates, pre-let probabilities and much more. With the ei Web App you will be able to:

- Validate rental and occupancy assumptions to developments you want to lend to and track same for projects you are involved with.
- Understand demand and supply indicators
- Promote your services

**WHO  
IS IT  
USEFUL  
FOR?**

# MANAGEMENT CONSULTANTS & ADVISORS

Provide the best analysis and guidance for clients and get access to the most important real estate market indicators. With the ei Web App you will be able to:

- Get access to verified market metrics for your financial models
- View trends, drivers, rents, sale and land prices using our regional dashboards
- Promote your services

**WHO  
IS IT  
USEFUL  
FOR?**

# CONSTRUCTION CONSULTANTS

Get access to a comprehensive database of ongoing projects across the country to determine who and where to market your products. With the ei Product Suite you will be able to:

- Target your marketing efforts by using our database of conceptual and ongoing constructions
- Promote your services

If we have not captured your requirements please reach out to us directly on [team@estateintel.com](mailto:team@estateintel.com).



# SCHEDULE A DEMO TODAY

Please get in touch for us to schedule a presentation for your team. [contact@estateintel.com](mailto:contact@estateintel.com)



---

7 ibiyinka Olorunbe Close,  
Victoria Island, Lagos - Nigeria  
[team@estateintel.com](mailto:team@estateintel.com)